

Instructions for Pink Language Masters

This PDF is laid out as a grid. The grid lines should be used as a guide when cutting.

This PDF contains both pictures and words.





Pages 1 & 2 should be printed on white paper. Using the grid lines as a guide separate each picture. Trim each picture and mount on Pink Card/Paper (6cm x 6cm)

Pages 3 & 4 should be printed on Pink Card/Paper. Using the grid lines as a guide separate each word and trim to (6cm x 6cm).

Make sure each card is exactly the same size and laminate them.

Put the cards into a Pink square box.

All downloads are for your personal use and can be used within your setting but cannot be sold or uploaded to your own website or social media page.



jam

fox

well

cap

hen

hat

can

cat

dog

fig

ant

gum