

Information Book- Clouds

Instructions:

This PDF contains a short book with a page dedicated to questions the child can answer and then check by referring to the book. The PDF contains 2 A5 pages per A4 sheet.

Print pages 1 & 2 on white paper. These pages are printed on one side only. Use the line draw down the middle of pages 1 & 2 as a guide when folding into individual A5 pages. Turn page 2 around so its blank side is facing up and place on top of page 1

Page 1



A cloud is made from small droplets of water which are floating in the air.
The water in seas and oceans is heated by the sun. The sun changes the water into a gas which is known as water vapour.

1

Write the answer to the following questions in your copy

1. What are clouds made from?
2. How is water vapour made?
3. What falls from a cloud?
4. Which type of cloud name means layer

Create a picture of the clouds you see in the sky today by making a collage, painting, drawing, colouring or by a combination of the resources available.

4

Page 2

There are several different types of clouds, here are 3 of them:

Cirrus

This is a wispy cloud. Cirrus means curl. It can be seen on a fine day.




Cumulus



These clouds are circular and form a straight line at their base. Cumulus means heap.

Stratus

These clouds have no breaks in them. Stratus means layer



2


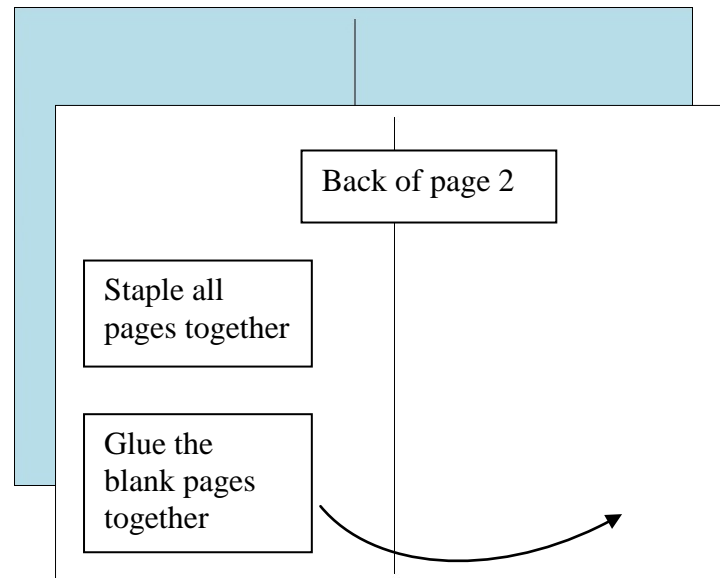
The water vapour rises up into the sky. Higher up in the sky the air is cold and when the water vapour reaches this cold air it changes back into water droplets.



These droplets come together to form clouds. When these clouds become too heavy with water they fall to the ground as rain.

2

Print page 3 on light blue card & fold along the middle line. This page will become the cover of the book. Position the pages into the cover. Staple the cover and pages together. Glue the blank side of page 2 together so it hides the staple.



Conditions of Use

Each download is for your own personal use and can be used in your classroom.

It is not permitted for you to upload this pdf to your own or a sharing website.

Similarly you are not permitted to offer this pdf for sale or to share it with others. Copyright is retained by Montessori Alliance



A cloud is made from small droplets of water which are floating in the air.

The water in seas and oceans is heated by the sun. The sun changes the water into a gas which is known as water vapour.

Write the answer to the following questions in your copy

1. What are clouds made from?
2. How is water vapour made?
3. What falls from a cloud?
4. Which type of cloud name means layer

Create a picture of the clouds you see in the sky today by making a collage, painting, drawing, colouring or by a combination of the resources available.

There are several different types of clouds, here are 3 of them:

Cirrus

This is a wispy cloud. Cirrus means curl. It can be seen on a fine day.



Cumulus



These clouds are circular and form a straight line at their base. Cumulus means heap.

Stratus

These clouds have no breaks in them. Stratus means layer



The water vapour rises up into the sky. Higher up in the sky the air is cold and when the water vapour reaches this cold air it changes back into water droplets.



These droplets come together to form clouds. When these clouds become too heavy with water they fall to the ground as rain.

Clouds